

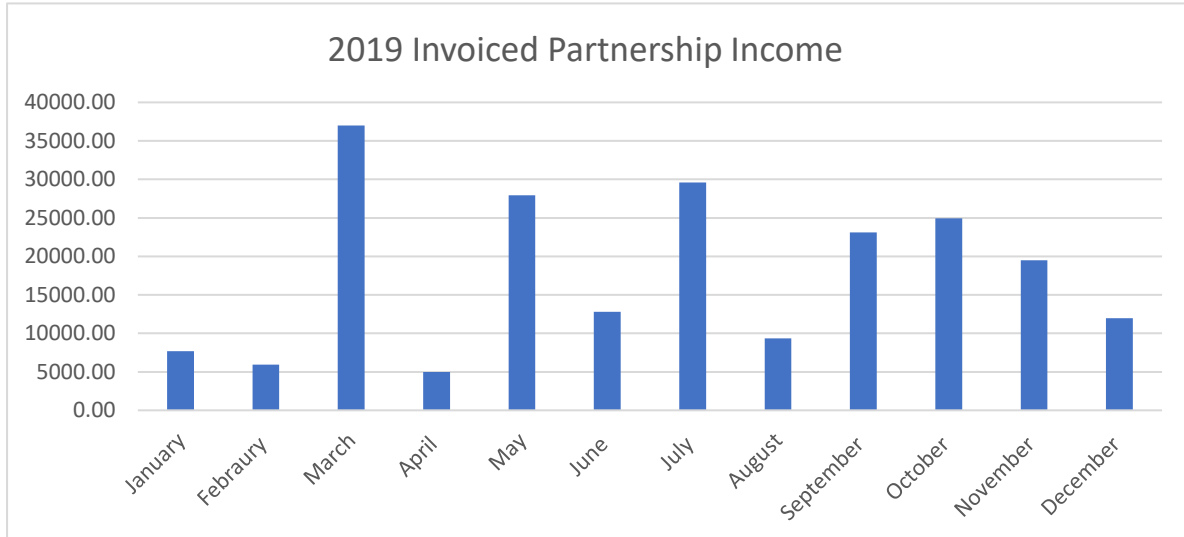
THE CARE WORKERS CHARITY: IMPACT REPORT

JANUARY-DECEMBER 2019

CWC Impact Report 2019

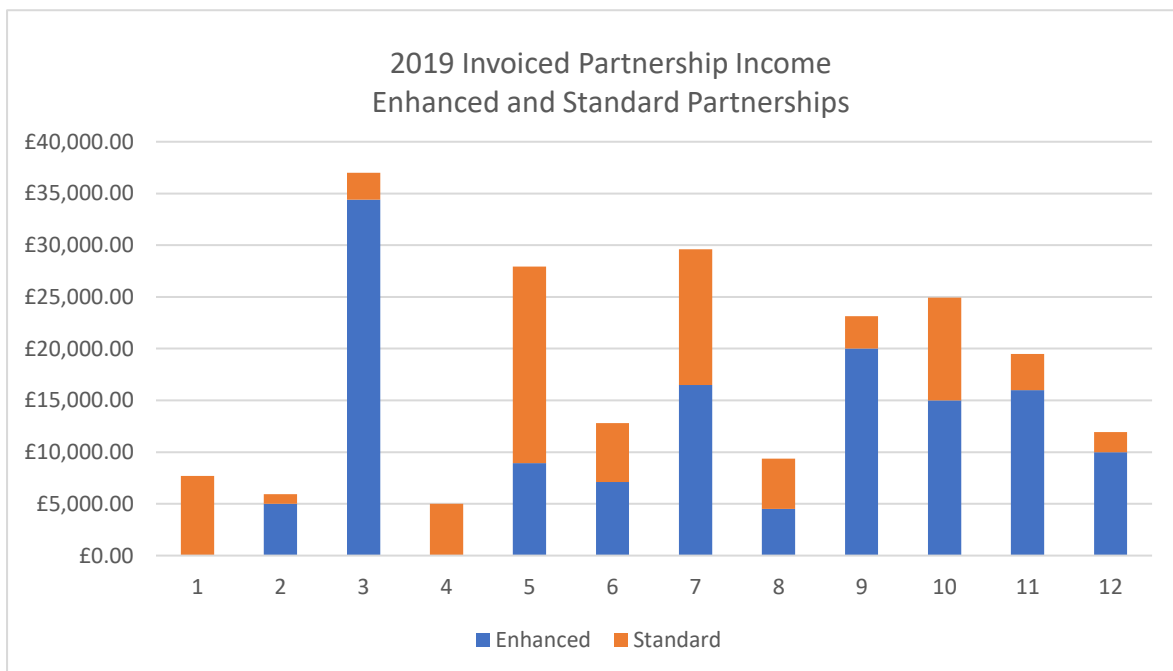
I. Partnership's Income -

In 2019, income from Partnerships totalled **£214,849**. The average Partnership contribution



is **£3,837** per annum.

The graph below shows the difference in income from enhanced partnerships (over 1500 staff/ payment of at least £4500) compared to standard partnerships. Out of 56 partnerships, 13 are enhanced, which accounts for 23% of partnerships, and lower value standard partnerships of which there are 43, account for 77% of partnerships.



The graph clearly shows the value of high value partnerships. In 2019, the 13 enhanced partnerships contributed 64% of all partnership income at £137,453. The average contribution from an enhanced partner is £10,573.

Comparatively, standard partnerships (43) with an average contribution of £1800 had a sum value of £77,396 which is 36% of partnership income.

These figures suggest that the partnership programme and a sizeable proportion of the charity's income is dependent on a small number of high value partnerships which are at the current moment neither sustainable nor reliable sources of income.

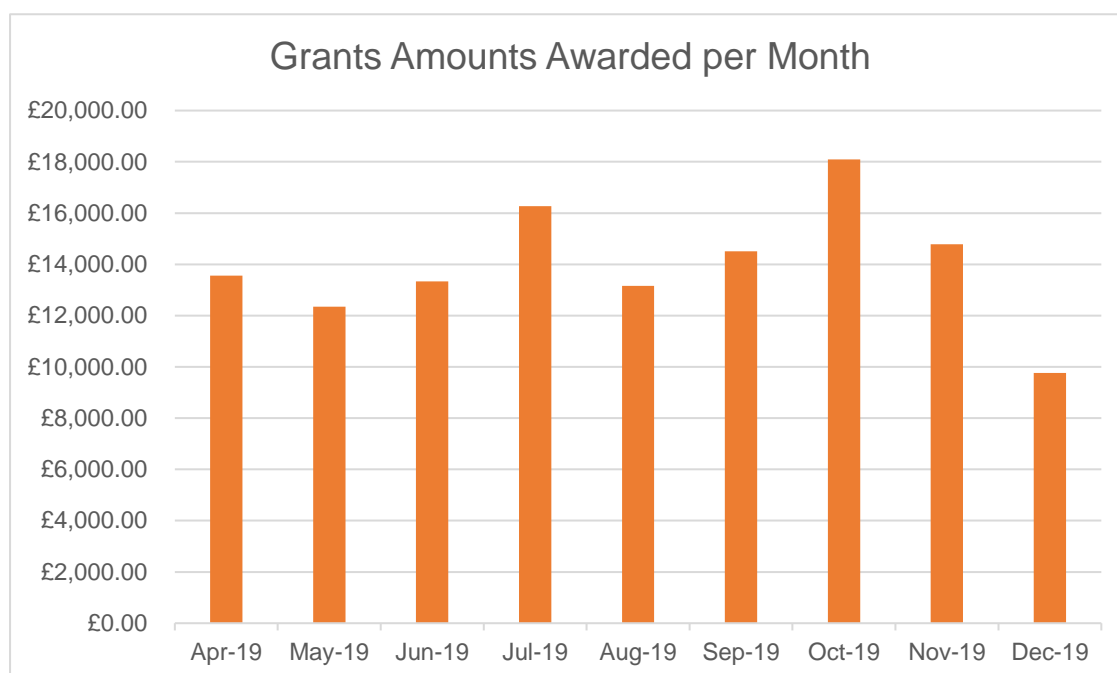
II. Fundraising Income –

January - September 2019

Supporters Club	£214,849
Corporate Sponsorships	£53,603
Unrestricted Grants	£15,000
Restricted Grants	£50,000
One off Donations	£6,099
Regular Donations	£266
CWC Pledges	£6,387
In Memory Donations	£2,132
High Value Income	£0
In Aid Of Events and COY	£27,674
CWC fundraising Events	£85,860
Total	£461,870

III. Grants Section – Crisis Grants – April to Dec 2019

1. Grant Amounts Awarded per month -



2. Average Grant Amounts Awarded per month

Month	Approved Applications	Number of Applications in Processing	Rejected Applications	Average Turn Around Time (Days)	Total Applications	Total Amount	Running Total
Apr-19	31	0	31	29.9	62	£13,557.00	£13,557.00
May-19	32	0	25	33.36	57	£12,347.00	£25,904.00
Jun-19	41	0	41	28.4	82	£13,331.00	£39,235.00
Jul-19	47	0	49	30.8	96	£16,272.12	£55,507.12
Aug-19	44	0	23	24.3	67	£13,165.46	£68,672.58
Sep-19	46	0	41	N/A	87	£14,509.26	£83,181.84
Oct-19	54	0	39	N/A	93	£18,093.28	£101,275.12
Nov-19	41	0	57	N/A	98	£14,789.01	£116,064.13
Dec-19	19	0	25	N/A	44	£9,759.00	£125,823.13
Total:					790	£125,823.13	
Average					65.83	£13,980.35	

3. Month wise distribution of Grants awarded -

